


Disney

DISNEY DESIGN GUIDE
DISNEY-Stickmusterkatalog
GUIDE DES MOTIFS DISNEY
DISNEY Borduurontwerpen Bedieningshandleiding

GUIDA AI RICAMI DISNEY
GUÍA DE DISEÑO DISNEY
ディズニーキャラクター／模様ブック







No.1	54 min
	↕ 297.5 mm
	↔ 266.9 mm




No.2	67 min
	↕ 397.4 mm
	↔ 124.2 mm



No.3	23 min
	↕ 99.1 mm
	↔ 113.7 mm



No.5	80 min
	↕ 144.9 mm
	↔ 123.9 mm




No.4	77 min
	↕ 144.7 mm
	↔ 123.2 mm



No.6	17 min
	↕ 85.8 mm
	↔ 76.2 mm



No.7	15 min
	↕ 79.7 mm
	↔ 56.0 mm



No.8



20 min

1	-----x (900)
2	----- (900)
3	~~~~~ (900)
4	■ (900)
5	□ (001)
6	■ (307)
7	■ (079)
8	■ (208)
9	■ (900)
↕	71.7 mm
↔	108.3 mm

No.12

2 min

↕	234.7 mm
↔	234.5 mm



No.9

25 min

↕	80.2 mm
↔	91.6 mm



No.10


60 min

↕	168.3 mm
↔	187.0 mm

No.13

6 min

↕	234.1 mm
↔	234.1 mm




No.11

107 min

↕	290.0 mm
↔	263.0 mm



No.14 123 min
 ↓ 274.4 mm
 ↔ 265.0 mm



No.17 12 min
 ↓ 65.5 mm
 ↔ 54.6 mm



No.18 107 min
 ↓ 325.5 mm
 ↔ 228.9 mm



No.19 111 min
 ↓ 320.8 mm
 ↔ 166.4 mm



No.15 116 min


1	-----x (086)
2	■ (800)
3	■ (079)
4	■ (307)
5	----- (086)
6	~~~~~ (900)
7	□ (001)
8	■ (900)

↓ 303.8 mm
 ↔ 258.1 mm




No.16 8 min
 ↓ 57.5 mm
 ↔ 55.2 mm





No.20	51 min
↕	204.0 mm
↔	147.2 mm



No.25	11 min
↕	99.3 mm
↔	67.1 mm



No.21	40 min
↕	213.6 mm
↔	92.3 mm



No.26	12 min
↕	99.3 mm
↔	102.6 mm



No.27	22 min
↕	149.2 mm
↔	108.8 mm



No.22	16 min
↕	103.0 mm
↔	79.1 mm



No.28	9 min
↕	72.8 mm
↔	43.7 mm




No.23	18 min
↕	108.0 mm
↔	68.8 mm



No.29	10 min
↕	76.8 mm
↔	42.7 mm



No.24	14 min
↕	99.2 mm
↔	79.1 mm



No.30	17 min
↕	70.6 mm
↔	108.6 mm



No.31	26 min
↕	89.5 mm
↔	107.0 mm



No.32	12 min
↕	95.8 mm
↔	35.9 mm

No.33	87 min
↕	151.8 mm
↔	209.0 mm



No.34	13 min
↕	44.3 mm
↔	93.9 mm



No.35	13 min
↕	44.0 mm
↔	86.6 mm




No.36	8 min
↕	41.8 mm
↔	73.5 mm

No.37	92 min
↕	250.8 mm
↔	192.6 mm



No.38	16 min
↕	288.7 mm
↔	207.1 mm

Cutting lines
Schnittlinien
Lignes de découpe
Snijlijnen
Linee di taglio
Líneas de corte
切り取り線



- Cut along the cutting lines and sew the two pieces together to make a glove.
- Schneiden Sie entlang der Schnittlinien und nähen Sie beide Teile zusammen, um einen Handschuh zu erhalten.
- Découpez le long des lignes de découpe et cousez les deux pièces ensemble afin de réaliser un gant.
- Knip langs de snijlijnen en naai de twee delen aan elkaar om een handschoen te maken.
- Tagliare lungo le linee di taglio e cucire insieme i due pezzi per realizzare un guanto.
- Corte a lo largo de las líneas de corte y una las dos piezas cosiéndolas para crear un guante.
- 切り取り線にそって切り取ったパーツをぬい合わせて手袋を作成します。



No.39	15 min
↕	117.9 mm
↔	81.9 mm



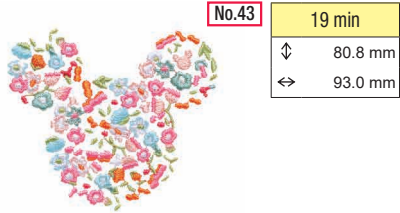
No.40	19 min
↕	94.6 mm
↔	77.8 mm



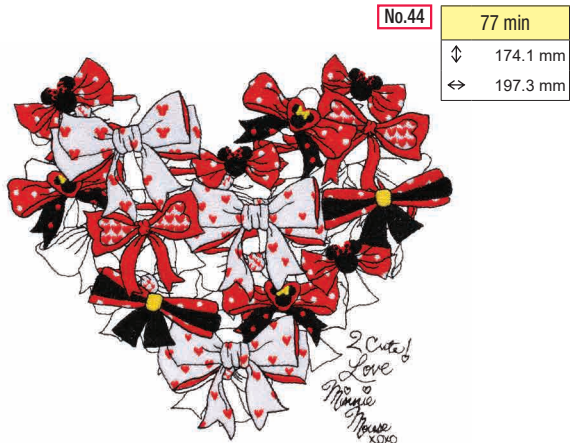
No.41	15 min
↕	36.4 mm
↔	125.3 mm



No.42	14 min
↕	85.5 mm
↔	93.9 mm



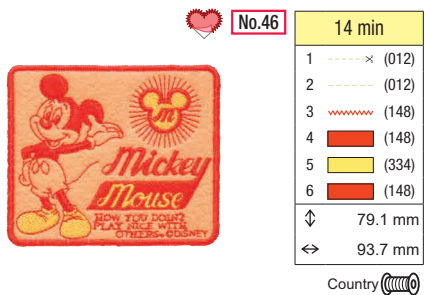
No.43	19 min
↕	80.8 mm
↔	93.0 mm



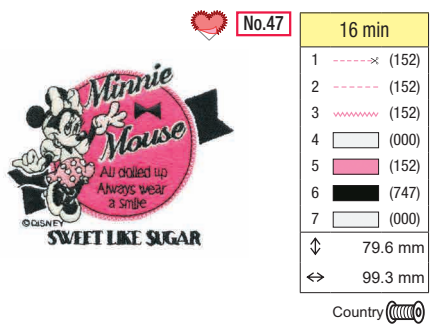
No.44	77 min
↕	174.1 mm
↔	197.3 mm



No.45	14 min
↕	106.6 mm
↔	79.9 mm
Country (Country Code)	



No.46	14 min
1	× (012)
2	× (012)
3	× (148)
4	(148)
5	(334)
6	(148)
↕	79.1 mm
↔	93.7 mm
Country (Country Code)	



No.47	16 min
1	× (152)
2	× (152)
3	× (152)
4	(000)
5	(152)
6	(747)
7	(000)
↕	79.6 mm
↔	99.3 mm
Country (Country Code)	



No.48	20 min
1	× (150)
2	× (150)
3	× (150)
4	(505)
5	(747)
6	(000)
↕	80.9 mm
↔	132.0 mm
Country (Country Code)	




No.49	12 min
↕	79.2 mm
↔	80.8 mm
Country (Country Code)	




No.50	14 min
↕	75.6 mm
↔	85.5 mm
Country (Country Code)	




No.51	13 min
↕	70.0 mm
↔	98.6 mm
Country (Country Code)	



No.52	16 min
↕	70.2 mm
↔	90.3 mm
Country (Country Code)	



No.53	9 min
↕	85.4 mm
↔	84.7 mm
Country (Country Code)	



No.54	37 min
↕	139.6 mm
↔	134.1 mm



No.55	43 min
↕	101.8 mm
↔	171.5 mm




No.57	27 min
↕	84.1 mm
↔	109.2 mm



No.56	35 min
↕	108.3 mm
↔	176.0 mm



No.58	60 min
↕	156.7 mm
↔	235.5 mm



No.1	91 min
↕	394.0 mm
↔	260.3 mm


No.2 157 min
 ↓ 304.0 mm
 ↔ 267.2 mm




No.3 50 min
 ↓ 144.4 mm
 ↔ 125.4 mm



No.5 51 min
 ↓ 264.1 mm
 ↔ 296.0 mm




No.4



OWN YOUR STYLE

60 min		
1 -----x (900)	11 [black] (900)	21 [light tan] (307)
2 - - - - -x (017)	12 [light tan] (307)	22 [orange] (337)
3 -----x (900)	13 [yellow] (812)	23 [purple] (612)
4 [light tan] (307)	14 [black] (900)	24 [black] (900)
5 [light blue] (017)	15 [orange] (337)	25 [purple] (612)
6 [orange] (337)	16 [black] (900)	26 ----- (900)
7 [black] (900)	17 [light tan] (307)	27 [wavy] (900)
8 [orange] (337)	18 [light blue] (017)	28 [black] (900)
9 ----- (900)	19 [light blue] (017)	
10 [wavy] (900)	20 [light blue] (017)	

↓ 153.2 mm ↔ 212.6 mm



No.6 6 min
 ↓ 232.6 mm
 ↔ 234.3 mm



No.17 36 min
 ↓ 114.1 mm
 ↔ 136.0 mm



No.7 4 min
 ↓ 38.8 mm
 ↔ 39.0 mm



No.13 10 min
 ↓ 92.3 mm
 ↔ 54.6 mm



No.8 4 min
 ↓ 40.8 mm
 ↔ 36.4 mm



No.14 11 min
 ↓ 90.7 mm
 ↔ 59.7 mm



No.9 2 min
 ↓ 34.7 mm
 ↔ 22.6 mm



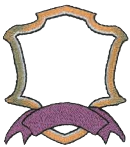
No.19 11 min
 ↓ 80.9 mm
 ↔ 43.5 mm



No.10 2 min
 ↓ 34.8 mm
 ↔ 26.4 mm



No.15 12 min
 ↓ 90.6 mm
 ↔ 63.3 mm



No.11 6 min
 ↓ 61.8 mm
 ↔ 55.7 mm



No.16 21 min
 ↓ 87.8 mm
 ↔ 110.1 mm



No.12 10 min
 ↓ 88.9 mm
 ↔ 56.3 mm



No.18 86 min
 ↓ 191.2 mm
 ↔ 228.2 mm

**WALT DISNEY'S
 MICKEY MOUSE**





No.20 65 min
 ↓ 183.7 mm
 ↔ 146.1 mm




No.21	16 min
↕	100.9 mm
↔	80.1 mm

No.27	11 min
↕	48.0 mm
↔	198.2 mm



No.22	18 min
↕	126.1 mm
↔	99.5 mm



No.28	60 min
↕	268.0 mm
↔	286.4 mm




No.23	18 min
↕	103.2 mm
↔	89.0 mm

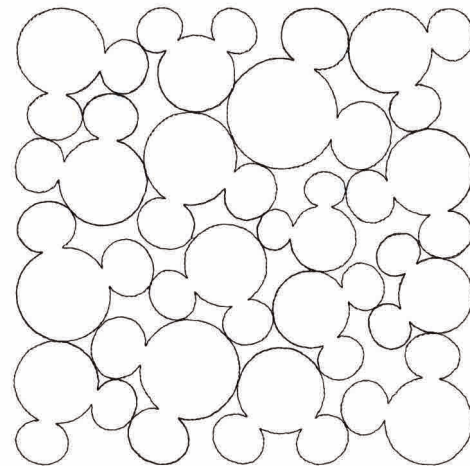
No.24	8 min
↕	30.2 mm
↔	189.1 mm




No.29	7 min
↕	200.9 mm
↔	201.0 mm



No.25	37 min
↕	119.4 mm
↔	138.0 mm



No.26	9 min
↕	93.4 mm
↔	93.5 mm



No.30	1 min
↕	111.6 mm
↔	38.4 mm



03



No.1	14 min
↕	232.2 mm
↔	230.2 mm




No.5	3 min
↕	58.9 mm
↔	27.9 mm



No.6	12 min
↕	85.7 mm
↔	57.3 mm



No.7	17 min
↕	78.2 mm
↔	79.3 mm




No.2	52 min
↕	213.6 mm
↔	147.6 mm



No.8	15 min
↕	89.0 mm
↔	58.1 mm



No.3	10 min
↕	85.7 mm
↔	59.6 mm



No.9	27 min
↕	83.5 mm
↔	112.0 mm



No.4	10 min
↕	77.5 mm
↔	54.6 mm




No.10	29 min
↕	135.5 mm
↔	92.7 mm



No.11	25 min
↕	95.8 mm
↔	92.9 mm




No.16	32 min
1	-----x (214)
2	----- (214)
3	~~~~~ (001)
4	■ (800)
5	□ (001)
6	■ (900)
7	■ (209)
↕	271.5 mm
↔	178.4 mm



HELLO
there!



No.12	56 min
↕	132.9 mm
↔	189.1 mm




No.13	61 min
↕	125.7 mm
↔	229.4 mm



No.17	19 min
↕	126.0 mm
↔	98.8 mm



No.14	41 min
↕	123.6 mm
↔	143.0 mm



No.18	8 min
↕	91.3 mm
↔	79.6 mm



No.15	27 min
↕	112.4 mm
↔	91.8 mm



No.19	46 min
↕	134.9 mm
↔	156.6 mm



No.20	20 min
↕	86.0 mm
↔	77.3 mm

Country

04




No.1	219 min
↕	402.9 mm
↔	225.0 mm



No.2	39 min
↕	167.7 mm
↔	107.2 mm




No.5	41 min
↕	162.9 mm
↔	126.1 mm



No.3	28 min
↕	149.7 mm
↔	92.1 mm




No.6	28 min
↕	137.8 mm
↔	126.6 mm



No.4	34 min
↕	164.5 mm
↔	108.2 mm



No.7	33 min
↕	146.9 mm
↔	110.7 mm



No.8	9 min
↕	179.6 mm
↔	181.5 mm



No.14	16 min
↕	78.2 mm
↔	67.6 mm



No.9	3 min
↕	58.3 mm
↔	44.8 mm



No.15	13 min
↕	75.5 mm
↔	60.3 mm



No.10	11 min
↕	82.2 mm
↔	49.0 mm



No.16	13 min
↕	80.7 mm
↔	49.4 mm




No.11	12 min
↕	78.8 mm
↔	41.5 mm



No.17	9 min
↕	83.4 mm
↔	43.1 mm



No.12	17 min
↕	80.4 mm
↔	65.2 mm



No.18	7 min
↕	95.7 mm
↔	88.7 mm



No.13	13 min
↕	79.7 mm
↔	51.6 mm



No.19	13 min
↕	177.0 mm
↔	112.6 mm



No.24	40 min
↕	154.3 mm
↔	118.9 mm



No.20	19 min
↕	138.9 mm
↔	141.8 mm



No.25	37 min
↕	156.4 mm
↔	122.9 mm



No.21	47 min
↕	123.3 mm
↔	125.8 mm



No.26	216 min
↕	325.8 mm
↔	262.7 mm




No.22	53 min
↕	135.4 mm
↔	113.9 mm






No.23	52 min
↕	152.1 mm
↔	114.2 mm





No.27	114 min
↓	354.9 mm
↔	225.9 mm





 	No.30	69 min
1	-----x (001)	
2	□ (001)	
3	----- (001)	
4 (399)	
5	■ (399)	
↓	291.4 mm	
↔	147.6 mm	




 	No.28	64 min
1	-----x (001)	
2	□ (001)	
3	----- (001)	
4 (399)	
5	■ (399)	
6	----- (001)	
7 (399)	
8	■ (399)	
↓	161.1 mm	
↔	197.0 mm	






 	No.31	43 min
1	-----x (001)	
2	□ (001)	
3	----- (001)	
4 (001)	
5	□ (001)	
↓	172.9 mm	
↔	202.4 mm	



No.28-31
 Refer to page 33.
 Siehe Seite 33.
 Reportez-vous à la page 33.
 Raadpleeg pagina 33.
 Fare riferimento a pagina 33.
 Consulte la página 33.
 P.33 をご覧ください。



 	No.29	114 min
1	-----x (001)	
2	----- (001)	
3 (399)	
4	□ (001)	
5	■ (399)	
6	----- (001)	
7 (399)	
8	■ (399)	
↓	286.7 mm	
↔	232.8 mm	

	No.32	84 min
↓	161.4 mm	
↔	190.2 mm	





No.1	133 min
↕	262.4 mm
↔	266.8 mm



No.3	88 min
↕	283.9 mm
↔	194.4 mm




♥ No.2

	28 min
1	-----x (614)
2	----- (614)
3	~~~~~ (614)
4	■ (614)
5	□ (001)
6	■ (019)
7	■ (030)
8	■ (534)
↕	364.3 mm
↔	267.9 mm



No.4	17 min
↕	94.6 mm
↔	74.9 mm



No.5	23 min
↕	116.0 mm
↔	92.2 mm



No.6	33 min
↕	175.7 mm
↔	113.9 mm





No.7	18 min
↕	94.8 mm
↔	76.1 mm




No.12	35 min
↕	152.3 mm
↔	156.7 mm



No.8	26 min
↕	127.8 mm
↔	178.0 mm



No.13	25 min
↕	145.4 mm
↔	61.4 mm



No.14	21 min
↕	92.0 mm
↔	92.0 mm



No.9	104 min
↕	230.3 mm
↔	178.8 mm



No.15	38 min
↕	151.4 mm
↔	143.6 mm



No.10	18 min
↕	95.3 mm
↔	85.5 mm



No.16	8 min
↕	81.8 mm
↔	35.1 mm



No.19	13 min
↕	74.2 mm
↔	79.7 mm



No.11	24 min
↕	154.6 mm
↔	126.1 mm



No.17	9 min
↕	93.9 mm
↔	39.8 mm




No.20	16 min
↕	108.5 mm
↔	85.0 mm



No.18	7 min
↕	60.7 mm
↔	52.6 mm


No.21 16 min



1	-----x (017)	10	■ (348)
2	----- (017)	11	■ (399)
3	~~~~~ (420)	12	■ (333)
4	■ (420)	13	■ (017)
5	■ (001)	14	■ (019)
6	■ (534)	15	■ (900)
7	■ (307)	16	■ (001)
8	■ (804)	17	■ (420)
9	■ (812)		

↓ 74.1 mm ↔ 87.0 mm

No.22 22 min



1	-----x (405)	14	■ (804)
2	----- (405)	15	■ (333)
3	~~~~~ (620)	16	■ (337)
4	■ (620)	17	■ (339)
5	■ (707)	18	■ (810)
6	■ (017)	19	■ (612)
7	■ (534)	20	■ (534)
8	■ (001)	21	■ (019)
9	■ (307)	22	■ (900)
10	■ (323)	23	■ (807)
11	■ (804)	24	■ (707)
12	■ (620)	25	■ (001)
13	■ (869)		


↓ 92.0 mm ↔ 94.8 mm

No.23 75 min




↓ 256.2 mm
↔ 199.8 mm

No.24 10 min




↓ 90.9 mm
↔ 69.5 mm

No.25 20 min



↓ 118.3 mm
↔ 70.6 mm

No.26 2 min




↓ 39.8 mm
↔ 25.5 mm

No.27 26 min




↓ 143.9 mm
↔ 166.4 mm

No.28 27 min




↓ 185.8 mm
↔ 146.0 mm

No.29 7 min




↓ 70.7 mm
↔ 75.7 mm

No.30 8 min



↓ 97.2 mm
↔ 70.6 mm

No.31 92 min



↓ 243.5 mm
↔ 194.7 mm



No.32	9 min
↕	103.0 mm
↔	44.0 mm



No.36	8 min
↕	63.0 mm
↔	55.7 mm



No.33	21 min
↕	38.1 mm
↔	175.7 mm



No.37	19 min
↕	95.7 mm
↔	78.5 mm



No.34	13 min
↕	68.9 mm
↔	87.0 mm



No.35	7 min
↕	64.7 mm
↔	50.8 mm



No.38	55 min
↕	222.0 mm
↔	178.9 mm

- ◆ Designs using the Print and Stitch function
- ◆ Designs, die die Funktion Drucken und Sticken verwenden
- ◆ Motifs utilisant la fonction Imprimer et Broder
- ◆ Ontwerpen met de functie Printen en Borduren
- ◆ Ricami che utilizzano la funzione Stampa & Ricama
- ◆ Diseños con la función Imprimir y coser
- ◆ 印刷と刺しゅうの組み合わせ機能を使って刺しゅうする

Innovative designs can be created by adding a background to embroidery. For details on using this function, refer to the Operation Manual.

Sie können innovative Designs erstellen, indem Sie der Stickerei einen Hintergrund hinzufügen. Weitere Informationen zur Verwendung dieser Funktion finden Sie in der Bedienungsanleitung.


De nouveaux motifs peuvent être créés en ajoutant un arrière-plan à la broderie. Pour de plus amples renseignements sur l'utilisation de cette fonction, reportez-vous au manuel d'instructions.

U kunt innovatieve ontwerpen maken door borduurwerk te voorzien van een achtergrond. Raadpleeg de Bedieningshandleiding voor meer bijzonderheden over het gebruik van deze functie.

È possibile creare disegni innovativi aggiungendo uno sfondo al ricamo. Per i dettagli sull'utilizzo di questa funzione, fare riferimento al Manuale di istruzioni.

Pueden crearse diseños innovadores aplicando un fondo al bordado. Para obtener más información sobre cómo utilizar esta función, consulte el manual de instrucciones.

刺しゅう模様背景を追加することでクリエイティブで斬新な作品が作れます。機能の詳細は取扱説明書を参照してください。



Background image
Hintergrundbild
Image d'arrière-plan
Achtergrondaafbeelding
Immagine di sfondo
Imagen de fondo
背景画像



Embroidery pattern
Stickmuster
Motif de broderie
Borduurpatroon
Ricamo
Patrón de bordado
刺しゅう模様





No.1	71 min
↕	301.3 mm
↔	264.4 mm



No.2	37 min
↕	111.6 mm
↔	108.8 mm



No.3	46 min
↕	103.9 mm
↔	190.6 mm



No.4	19 min
↕	35.8 mm
↔	107.1 mm



No.5	49 min
↕	121.5 mm
↔	129.8 mm




No.6	26 min
↕	68.0 mm
↔	86.5 mm




No.7	16 min
↕	43.4 mm
↔	95.2 mm



No.8	34 min
↕	58.9 mm
↔	126.9 mm



No.9	51 min
↕	86.0 mm
↔	173.5 mm

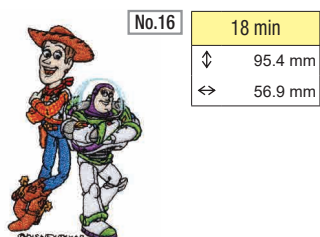




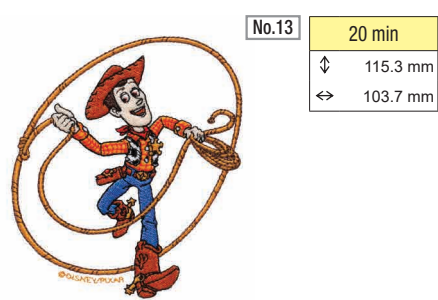




No.10	45 min
↕	65.5 mm
↔	174.5 mm



No.11	9 min
↕	61.7 mm
↔	70.7 mm






SULLEY & MIKE



No.22	39 min
↕	121.3 mm
↔	134.9 mm



No.23	19 min
↕	77.2 mm
↔	59.5 mm



No.24	17 min
↕	75.3 mm
↔	87.6 mm



No.25	15 min
↕	79.5 mm
↔	82.1 mm



No.26	24 min
↕	130.1 mm
↔	162.8 mm




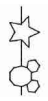











No.27	14 min
↕	75.9 mm
↔	68.5 mm

◆ Utility embroidery patterns

◆ Borduursteken

◆ 実用刺しゅう模様



<p>No.1</p>  <p>↕ 33.0 mm ↔ 11.0 mm</p>	<p>No.3</p>  <p>↕ 110.5 mm ↔ 17.9 mm</p>	<p>No.5</p>  <p>↕ 36.5 mm ↔ 16.6 mm</p>	<p>No.7</p>  <p>↕ 92.8 mm ↔ 31.9 mm</p>	<p>No.9</p>  <p>↕ 54.0 mm ↔ 19.9 mm</p>	<p>No.11</p>  <p>↕ 51.7 mm ↔ 126.9 mm</p>
<p>No.2</p>  <p>↕ 33.0 mm ↔ 11.0 mm</p>	<p>No.4</p>  <p>↕ 111.4 mm ↔ 13.0 mm</p>	<p>No.6</p>  <p>↕ 67.0 mm ↔ 12.9 mm</p>	<p>No.8</p>  <p>↕ 73.0 mm ↔ 19.8 mm</p>	<p>No.10</p>  <p>↕ 59.0 mm ↔ 19.9 mm</p>	<p>No.12</p>  <p>↕ 73.1 mm ↔ 139.7 mm</p>

◆ Character/Decorative Stitches

◆ Letter/decoratieve steken

◆ 文字 / 飾り模様

◆ Buchstaben/Dekorative Stiche

◆ Puntti decorativi/caratteri alfabetici

◆ Caractères/points décoratifs

◆ Puntadas de letras/decorativas

